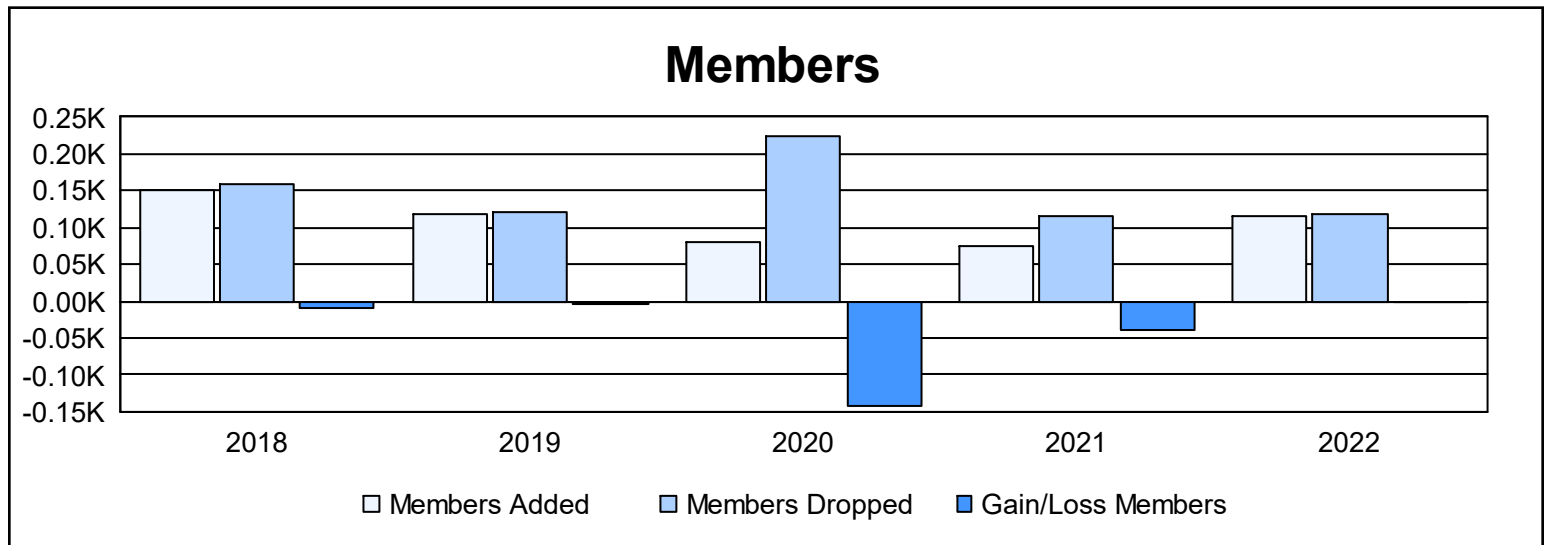
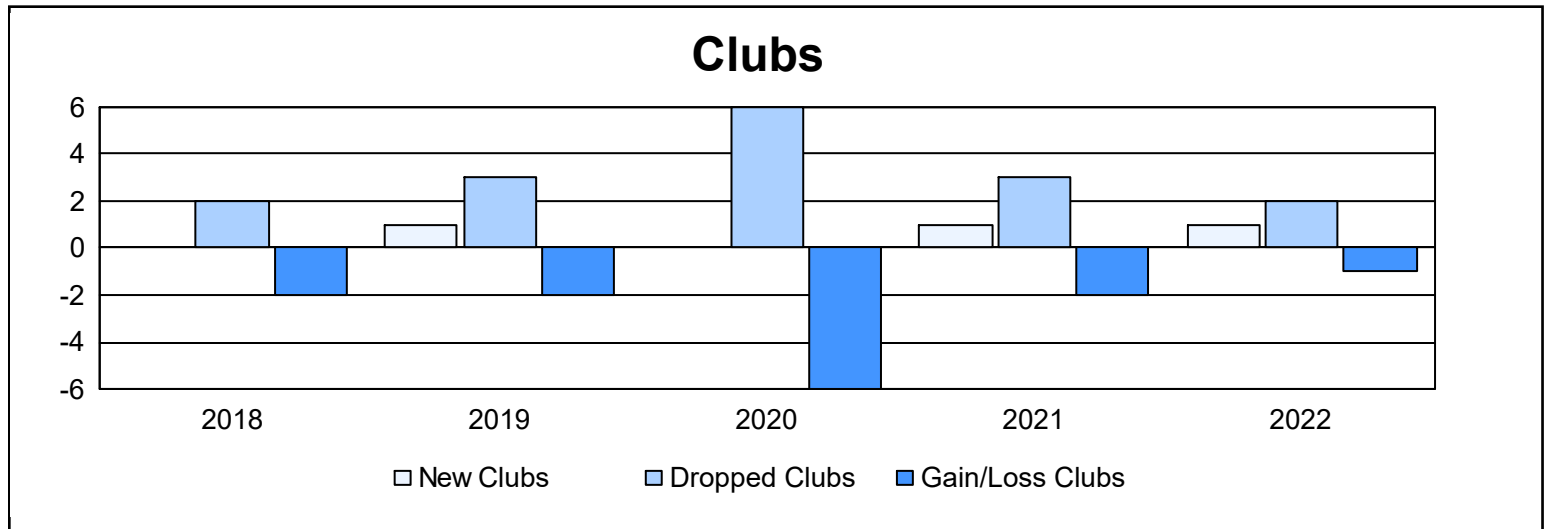
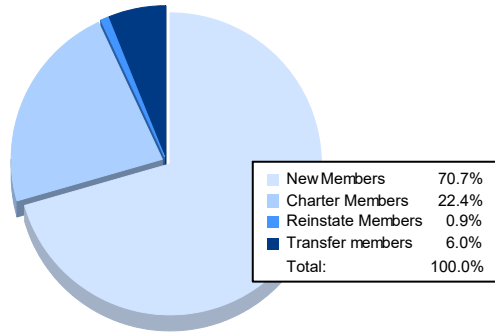


| Year | New Clubs | Dropped Clubs | Gain/ Loss Clubs | New Members | Charter Members | Reinstate Members | Transfer Members | Total Member Added | Total Members Dropped | Gain/ Loss Members |
|----------------|-----------|---------------|------------------|-------------|-----------------|-------------------|------------------|--------------------|-----------------------|--------------------|
| 2017-2018 | 0 | 2 | -2 | 134 | 2 | 3 | 12 | 151 | 159 | -8 |
| 2018-2019 | 1 | 3 | -2 | 84 | 28 | 1 | 4 | 117 | 121 | -4 |
| 2019-2020 | 0 | 6 | -6 | 43 | 5 | 29 | 4 | 81 | 223 | -142 |
| 2020-2021 | 1 | 3 | -2 | 33 | 21 | 15 | 6 | 75 | 115 | -40 |
| 2021-2022 | 1 | 2 | -1 | 82 | 26 | 1 | 7 | 116 | 117 | -1 |
| Average | 1 | 3 | -3 | 75 | 16 | 10 | 7 | 108 | 147 | -39 |



Membership Composition June 2022 Cumulative



Gender Composition June 2022 Cumulative

